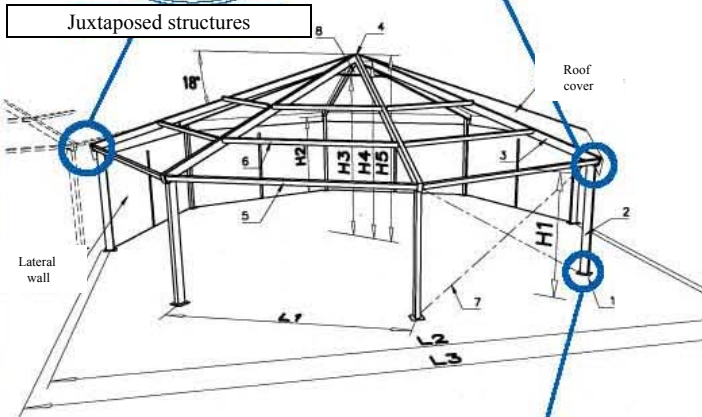
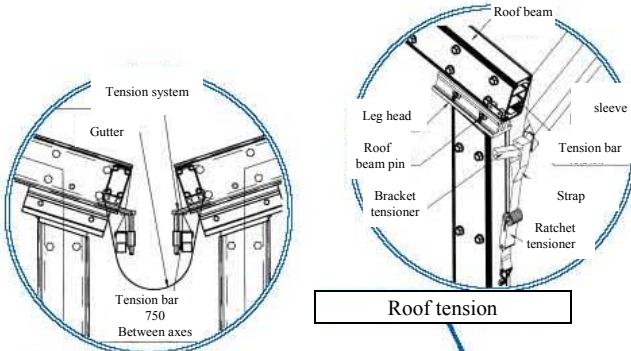


STANDARD OCTAGON

Span 15 m, ht 2.50m, 3m and 4m



Specifications		15 m		
		ht 2,50 m	ht 3 m	ht 4 m
Span	L2	15	15	15
Overall Width	L3	15,58	15,58	15,58
External lateral height		2,62	3,17	4,17
Internal lateral height	H2	2,53	3,08	4,08
External ridge height	H5	5,12	5,67	6,67
Internal ridge height	H4	4,91	5,46	6,46
Under eaves height	H1	2,48	3,03	4,03
Height at roof brace	H3	4,64	5,19	6,19
Bay	L1	5,74	5,74	5,74
Area		159 m ²	159 m ²	159 m ²
Roof pitch		18°	18°	18°
Base plate	1	350x300	350x300	350x300
Leg	2	210x110	210x110	210x110
Roof beam	3	210x110	210x110	210x110
Apex joint	4			
Eaves purlin	5	125x75	125x75	125x75
Intermediate purlin	6	60x60	60x60	60x60
Number of intermediate purlins		16	16	16
Lateral bracing cable	7	Ø 8 mm	Ø 8 mm	Ø 8 mm
Roof brace	8	Ø 48,3 mm	Ø 48,3 mm	Ø 48,3 mm

Erection/dismantling	15m Octagon
Number of people	5
Total duration of erection	8 hours
vehicles + duration	12 m fork lift truck - 8 hours
Necessary equipment provided with frame	1 toasting fork 2,20 m 4m and 5 m + 1 octagonal measuring bar 15 m + 2 no. toasting bars 6m ; 2 ropes 30 m Ø 14 mm ; 2 handles for ratchet tensioner
Necessary equipment not provided	2 no. 4m ladders, 1 no.20 m measuring tape sledgehammers, hammers, adjustable spanners
Time saved for dismantling	30%

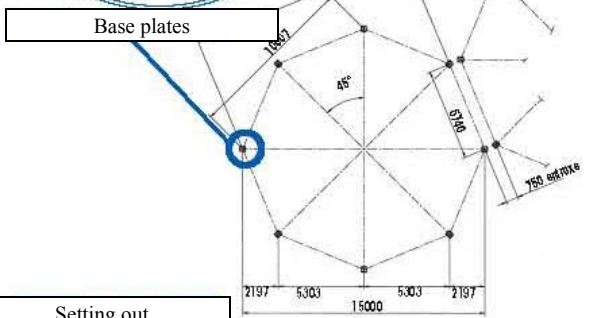
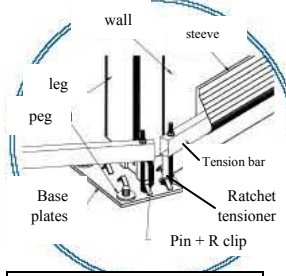
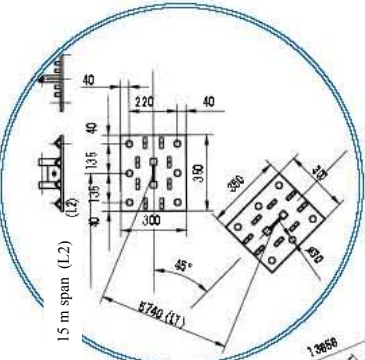
* exemples details and explanations page 112

Anchoring and weighting	Anchoring			Weighting	
	Uplift force kg	Coef.	Number of pegs	Uplift force kg	Coef.
Common + intermediate braced base plate	1260	2	3 lg 850	1040	1,65

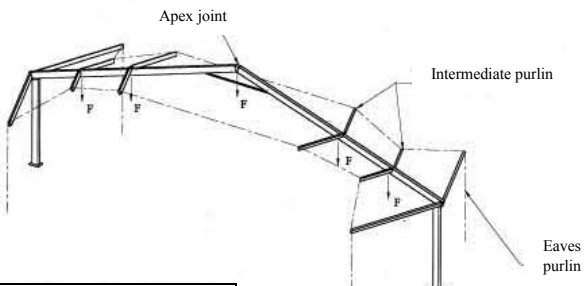
* exemples details and explanations page 112

Load Bearing	Height 2,50m, 3m and 4m
With snow	F = 0 kg
Without snow	F = 100 kg

* exemples details and explanations page 112



Setting out



Load Bearing

Packaging	Frame	Covers	Example* Octagon 15x3
	15m	15m	
Weight without packaging (kg)	1777	260	2051
Weight without packaging CV/bay	14	-	
Number of cover racks			1
Number of frame racks			1
Number of boxes/crates			1
Theoretical surface required for transport by lorry on rack			9x1,2 m
Theoretical surface required for transport by lorry in bundles			9x1,2 m
Theoretical number of structures per container (in bundles) 20' dry			
Theoretical number of structures per container (in bundles) 40' open-top			6
Longest piece : roof beam 8035 mm			
Description of packaging. Covers in bags, on pallet or on rack Frame in bundles, loose or rack			

* Calculated on basis of complete structures, not mixed