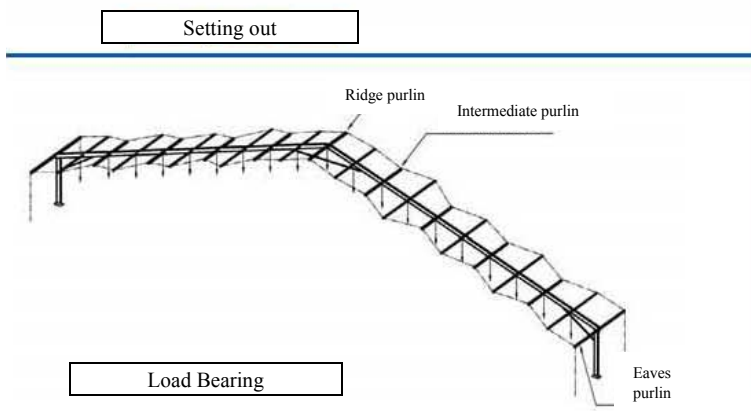
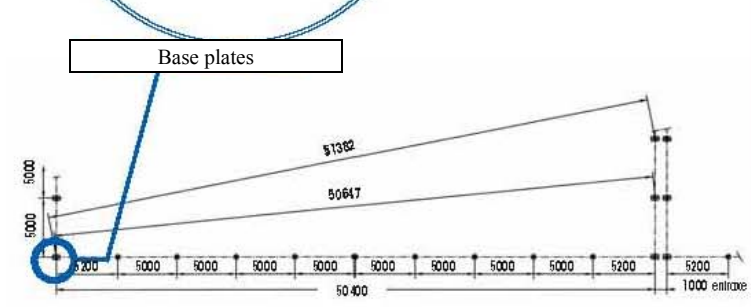
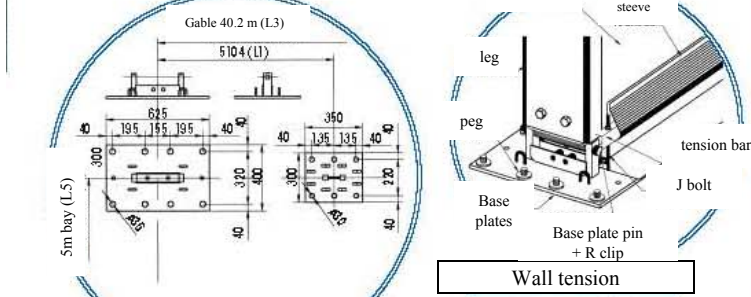
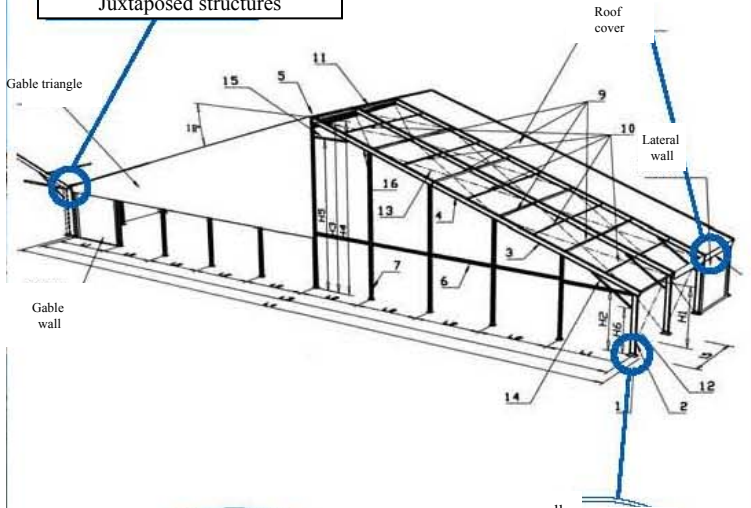
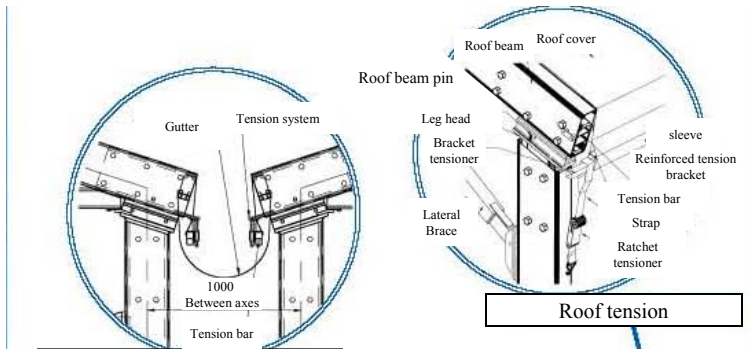


STANDARD SPAN 50 m, ht 4 m and 5 m



| Specifications | | 50 m | |
|----------------------------|-------|-----------------------------|-----------------------------|
| | | ht 4 | ht 5 |
| Span | L3 | 50,4 | 50,4 |
| Overall Width | L4 | 51,12 | 51,12 |
| External lateral height | | 4,19 | 5,19 |
| Internal lateral height | H2 | 4,01 | 5,01 |
| External ridge height | H4 | 12,45 | 13,45 |
| Internal ridge height | H3 | 12,11 | 13,11 |
| Height at gable cross beam | | 3,94 | 4,94 |
| Under eaves height | H1 | 4,05 | 5,05 |
| Height at roof brace | H5 | 9,37 | 10,37 |
| Height at lateral brace | H6 | 3,2 | 4,2 |
| Lateral bay | L5 | 5 | 5 |
| Gable bay | L1/L2 | 5 and 5,2 | 5 and 5,2 |
| Roof Pitch | | 18° | 18° |
| Base Plate | 1 | | |
| Leg | 2 | 335x112 | 335x112 |
| Roof beam + extension | 3+4 | 335x112 | 335x112 |
| Apex joint | 5 | | |
| Gable cross beam | 6 | 125x75 | 125x75 |
| Gable column | 7 | 317x110/285x100/ 210x110 | 317x110/285x100/ 210x110 |
| Eaves purlin | 8 | 125x75 | 125x75 |
| Intermediate purlin | 9+10 | 60x60 and 125x75 | 60x60 and 125x75 |
| Ridge purlin | 11 | 125x75 | 125x75 |
| Number of purlins per bay | | 21 | 21 |
| Lateral bracing cable | 12 | diam. 14 mm | diam. 14 mm |
| Roof bracing cable | 13 | diam. 16/12/10 mm | diam. 16/12/10 mm |
| Lateral brace | 14 | diam. 101 mm | diam. 101 mm |
| Roof brace | 15 | diam. 101 mm | diam. 101 mm |

| Erection/dismantling | Example 50x55x4m | Example 50x70x5m |
|--|--|--------------------|
| Number of people | 10 | 10 |
| Total duration of erection | 28 hours | 37 hours |
| vehicles + duration : telescopic 12m fork lift truck and 30 m crane of 40 tons | 3 days 13 hours | 4 days 16 hours |
| Necessary equipment provided with frame | 1 toasting fork 3,20 m, 5m and 6 m ; 1 measuring bar 50 m + 2 no. toasting bars 6m ; 4 ropes 55 m Ø 16 mm ; 2 handles for ratchet tensioner | |
| Necessary equipment not provided | 2 no. 4m ladders, 1 no.50 m measuring tape sledgehammers, hammers, adjustable spanners | |
| Time saved for dismantling | 15 to 20 % | |

* exemples details and explanations page 112

| Anchoring and weighting | Anchoring | | | Weighting | |
|---|-----------------|-------|----------------|-----------------|-------|
| | Uplift force kg | Coef. | Number of pegs | Uplift force kg | Coef. |
| Exterior braced base plate | 7720 | 2 | 8 lg 1150 | 6370 | 1,65 |
| Common + intermediate braced base plate | 5200 | 2 | 6 lg 1150 | 4290 | 1,65 |
| Gable plate 1 | 6490 | 2 | 7 lg 1150 | 5360 | 1,65 |
| Gable plate 2-3-4 | 670 | 2 | 2 lg 850 | 560 | 1,65 |
| Gable plate 5 | 1620 | 2 | 3 lg 850 | 1340 | 1,65 |

* exemples details and explanations page 112

| Load Bearing | Height 4m and 5m |
|--------------|------------------|
| With snow | F = 0 kg |
| Without snow | F = 125 kg |

* exemples details and explanations page 112

| Packaging | Frame | Covers | Example* | Example* |
|--|-------|--------|----------------|----------------|
| | 50m | 50m | 50x55x4 | 50x70x4 |
| Weight w thout packaging MB ht 4m (kg) | 6700 | 1000 | 31300 | 38050 |
| Weight w thout packaging MS ht 4m (kg) | 2000 | 250 | | |
| Weight w thout packaging MB ht 5m (kg) | 6960 | 1100 | | |
| Weight w thout packaging MS ht 5m (kg) | 260 | 260 | | |
| Weight w thout packaging CV/bay (kg) | 220 | | | |
| Number of cover racks | | | 4 | 5 |
| Number of frame racks | | | 12 | 16 |
| Number of boxes/crates | | | 6 | 7 |
| Theoretical surface required for transport by lorry on rack | | | 2 full lorries | 3 full lorries |
| Theoretical surface required for transport by lorry in bundles | | | | |
| Theoretical number of structures per container (in bundles) 20' dry | | | | |
| Theoretical number of structures per container (in bundles) 40' open-top | | | 2x40' | 3x40' |
| Longest piece : roof beam 10741 mm | | | | |
| Description of packaging, Covers in bags, on pallet or on rack Frame in bundles, loose or rack | | | | |

* Calculated on basis of complete structures, not mixed